


3D Shapes

Free Printables



Life OVER C's

Shapes

Games & Activities



This free product is for single classroom/home use only, by one teacher/family. If you intend to use this product for more than one classroom/home, please return to Life Over C's and download an additional copy for each classroom/home.

I depend on site visits to be able to provide you with free resources. Please respect the copyright agreement on this resource, so that I can continue to

You may not share this resource, sell this resource, copy this resource for distribution other than classroom use.

All rights for this product remain with Life Over C's

Copyright© Life Over C's 2014

I am striving for all A+ ratings. If there is a problem with this product that makes it less than A+ please let me know and I will do my best to remedy that.

3D Shapes

Games & Activities


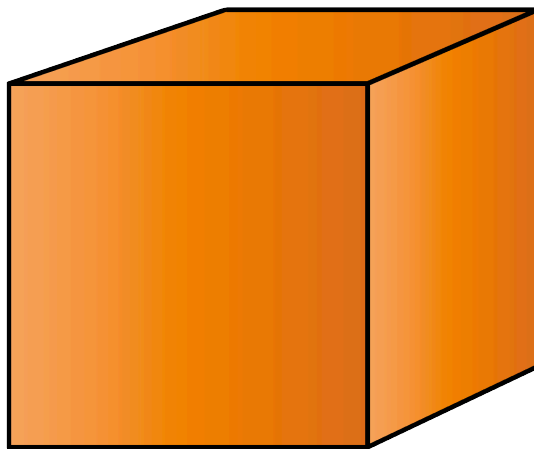


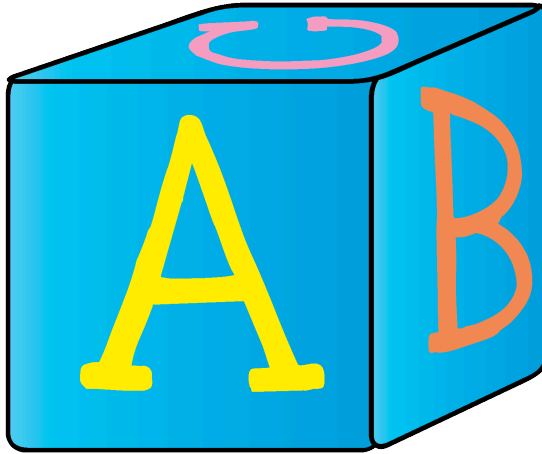

These shape activities are great for learning to recognize 'real-life' shapes. They also give opportunities for practicing sight words and building confidence with reading. By using words that students are already familiar with and using pictures to help with words they are not ready to sound out, students can build fluency and confidence with reading which will help them master new reading skills.



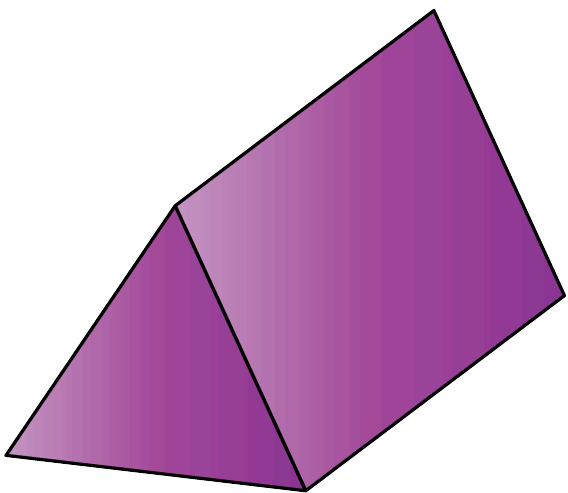
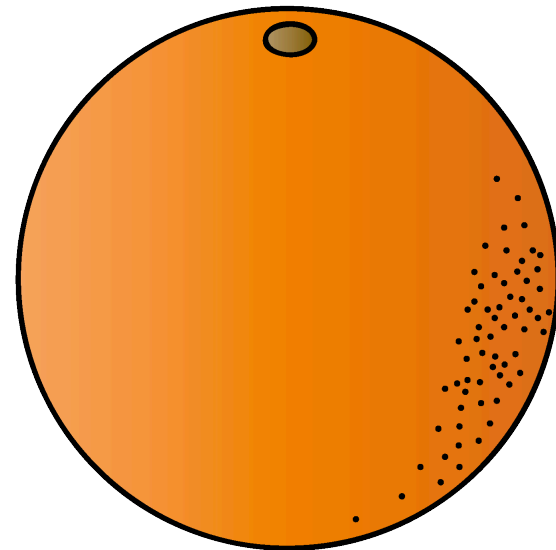


Pages 4-5: Memory- print on card stock or scrapbook paper and laminate for durability.

Pages 6-8: Sentence building cards. Print and laminate. You can attach magnets to the back and use on a magnetic white board or you can use them on a sticky wall, table or in a pocket chart.

Page 9: Simple sentence flip book. Cut out the pictures and attach the traditional shapes to the right-side square and the 'real-life' pictures to the left-side square. Do not match the shapes to each other, so that students need to flip through to find the matching picture.

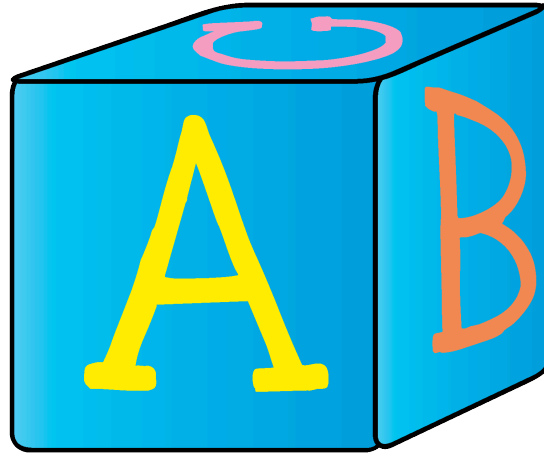
Page 10: Spin & Cover game. This can be played as an individual or partner game, by spinning a shape and covering the matching shape on the playing board.








soda



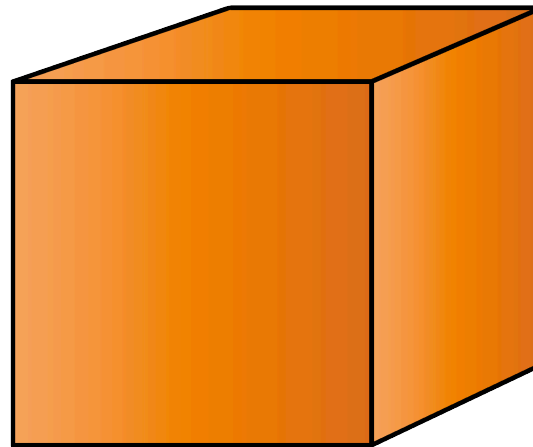
block




box



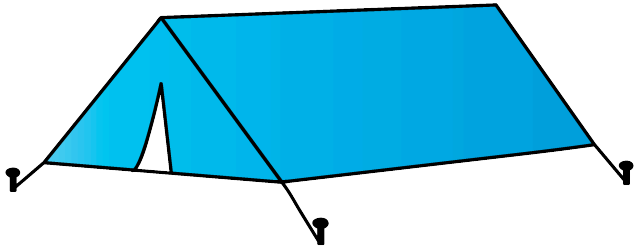
cylinder




cube



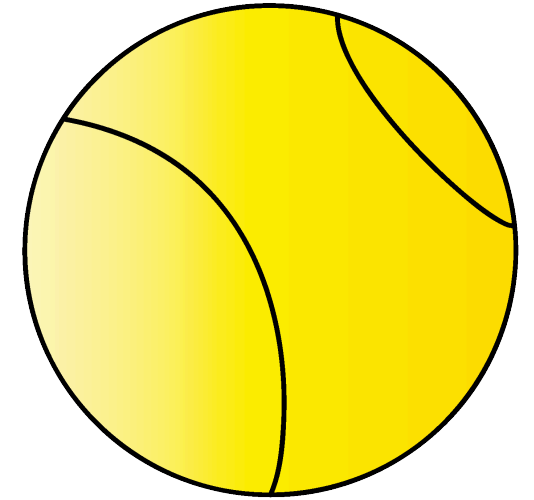
rectangular
prism



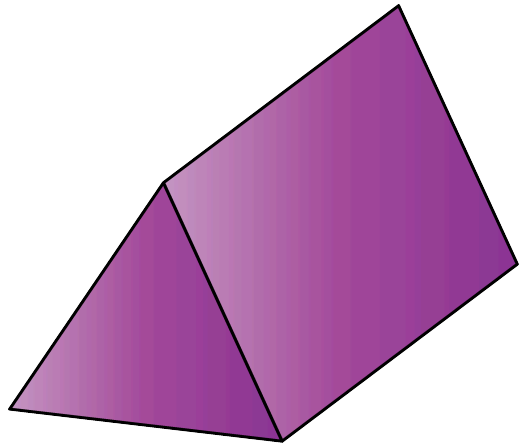
tent




hat




ball



triangular
prism



cone



sphere

This

is

a

.

an

My

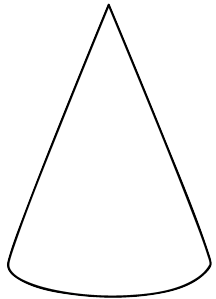
This

Staple objects here.


is a

Staple shapes here.

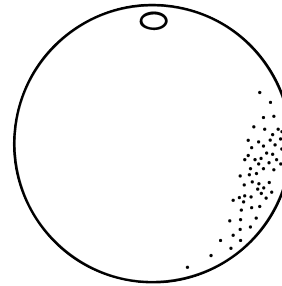
.



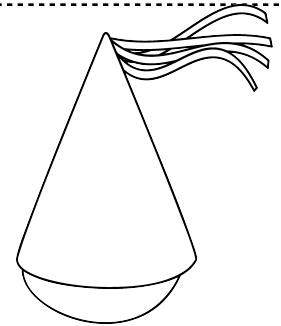
cone



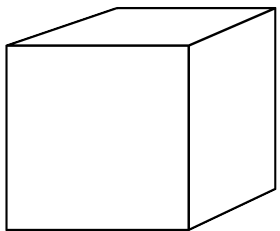
cylinder




orange



hat



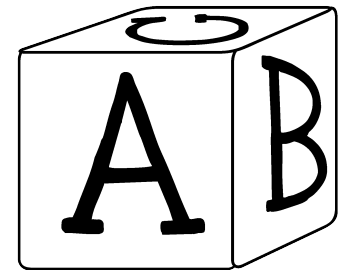
cube



sphere

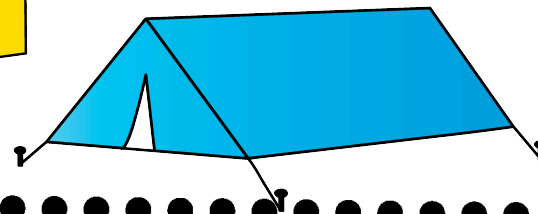

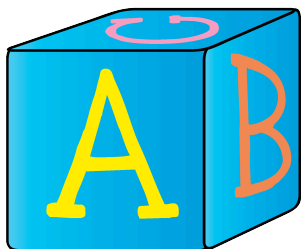
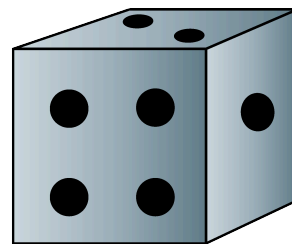

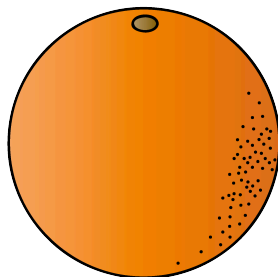


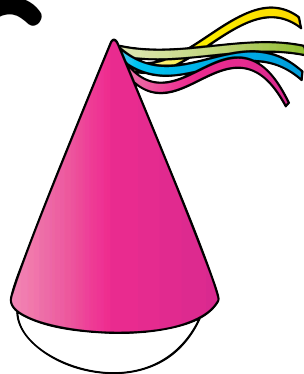
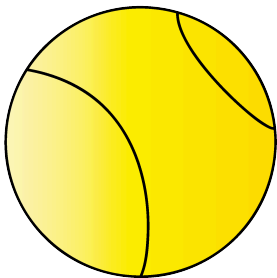



can



block

Spin & Cover



Clip art & fonts created by one or more of the following:



[Prettiful Designs](#)
[graphics by Hugs Designs](#)
[MyClipartStore.com](#)
[LitaLita](#)
[Pinkadots Elementary](#)
[A Sketchy Guy](#)
[Sonya Dehart Design](#)
[Cara's Clips](#)
[The Candy Class](#)
[The 3am Teacher](#)
[Jess Cabral](#)
[Digital Classroom Clip Art](#)
[Fancy Dog Studio](#)



Graphics © First Grade Brain



[Fonts For Peas](#)
[Fonts for Teachers](#)

